




Part#	GR01GFE78 T/H	Application	For 2008-2013 Cadillac CTS (Not For CTS-V)/2011-2014 Cadillac CTS Coupe (Not For CTS-V Coupe)
-------	------------------	-------------	---

Parts List	Item	Part Name	QTY	Description	Item	Part Name	QTY	Description
	1	Mesh Grille	1	Stainless steel	3	Nylon Lock Nuts	5	6-32
	2	Machine Screws	5	6-32×3/4"	4	Washers	5	

Install Notes: Overlay Replacement Drill Cut

Step	Description	illustration
1	Identify the grille & hardware with parts list.	
2	Optional (for vehicles with black plastic cover under hood), Pop hood, remove the black plastic cover (on top of OEM grille / front panel) from vehicle. This will allow access to the rear of the grille shell. If you are still unable to access the rear, remove the grille shell and reattach after installation.	
3	Remove the stock bumper grille insert. On the stock insert there are twelve metal clips that hold the insert in place [1]. Release all of the clips. From the front side of the grille apply pressure to remove. In order to fully release the grille, there are two push in clip, one on each side that need to be removed.	
4	Locate your new mesh insert. Center the grille into the grille opening. While holding the grille from the front side, place a screw with a washer downward through the bumper plastic and new grille [2]. Place a nylon lock nut on each screw. Repeat this on all remaining screws. Center the grille and tighten all the hardware.	
		 
5	Make sure the grille is centered and tighten the fasteners, but do not over-tighten.	
6	Reinstall the black plastic cover which was removed in step 2.	
7	Installation completed!!!	

The instruction here is for your reference only. You may need to bend the billet grille bars or tabs a little bit to adjust to fit. We strongly recommend the professional installer for best result. Please use masking tape and tape the OEM grille shell along the edge to protect your vehicle during installation. We are not responsible for any damage caused by the installation. Thank you for choosing our product!